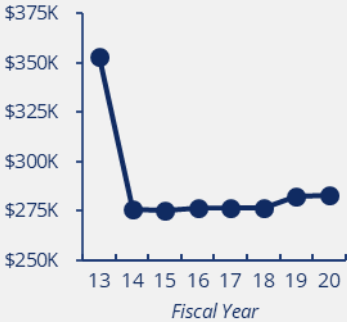


HOSPITAL PREPAREDNESS PROGRAM

FEDERATED STATES OF MICRONESIA

HPP FUNDING


20% decrease in funding
since FY 2013



HIGHLIGHTS

- The Federated States of Micronesia (FSM) is a group of 607 small islands in the Western Pacific about 2,500 miles southwest of Hawaii. FSM has four island states with a combined population of over 100,000 residents.
- There are five hospitals in FSM (four publicly-supported and one private), three private medical clinics, and many public health centers and dispensaries. The number of beds in the publicly-supported hospitals vary by island.
- Jurisdictional threats include the annual possibility of typhoons and infectious disease outbreaks, such as dengue fever and Zika virus.

HCC CORE MEMBER PARTICIPATION




100%
of acute care hospitals



N/A
of emergency medical services



25%
of public health agencies



0%
of emergency management agencies

SPOTLIGHT ON PREPAREDNESS

Every other year, FSM supports a jurisdictional Public Health and Preparedness Summit during which health care coalition (HCC) members, Department of Health preparedness staff, local government leaders, (e.g., FSM Preparedness Committee), village mayors, and residents come together for a week of workshops. These include tabletop exercises, discussions on planning and preparedness, and input for preparedness cooperative agreement applications (e.g., HPP).

COVID-19 RESPONSE

- The FSM worked diligently to remain COVID-19 free. Within hours of the World Health Organization (WHO) declaring a Public Health Emergency of International Concern, the FSM President declared a state of Public Health Emergency and mobilized a task force to coordinate preparedness efforts across all four state governments and health departments.
- HPP staff in FSM supported the establishment of a quarantine site for repatriated FSM citizens from both COVID-19 and non-COVID-19 countries. The staff continues to support FSM repatriation and quarantine efforts.



1 **Health Care Coalition**

FY19 end-of-year data and HCC count as of 6/30/2020. Participation rate equals # of HCC member organizations divided by the total # of organizations in FM.