



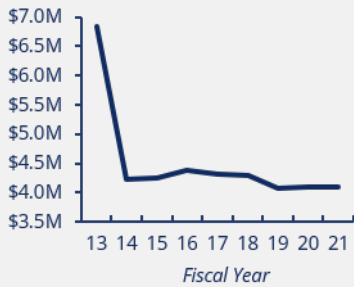
Office of the Assistant Secretary for  
**Preparedness & Response**

**HOSPITAL  
PREPAREDNESS  
PROGRAM**

**MISSOURI**

**HPP FUNDING**

**42% decrease in funding**  
*since FY 2013*



**HPP HIGHLIGHTS**

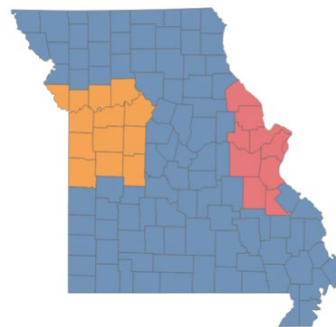
- Missouri (MO) uses HPP funding to build and maintain a strong emergency preparedness and response foundation for the state's 6.2 million residents.
- MO health care coalitions (HCCs) increased member participation, coordination, and frequency of meetings, which ultimately improved information-sharing capacity.
- The MO Department of Health and Senior Services Office of Emergency Coordination (DHSS OEC) increased coordination of public health efforts through interactions between department divisions and other state agencies.

**SPOTLIGHT ON RESPONSE**

MO developed several online systems that enabled health care providers to request state-cached disaster supplies, such as personal protective equipment (PPE), vaccination supplies, COVID-19 testing kits, and ventilators. These systems allowed the state's Strategic National Stockpile program to efficiently fill orders and deliver supplies to hospitals and other health care providers experiencing shortages. Request and deployment data was mapped using geographic information systems and displayed on sharable incident dashboards.

**COVID-19 RESPONSE**

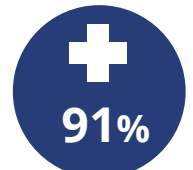
- DHSS OEC maintains PPE and ventilator caches to support health care providers throughout the state during surges and when there are critical supply shortages.
- DHSS OEC established a staffing agency contract to bring in clinical health care workers from outside the state to assist hospitals facing staffing shortages.
- DHSS created a vaccine website to provide a one-stop-shop for vaccine information, including locations to get vaccinated.



**3**

**Health Care Coalitions**

**HCC CORE MEMBER PARTICIPATION**



of acute care hospitals



of emergency medical services



of public health agencies



of emergency management agencies

FY20 end-of-year data and HCC count as of 6/30/2021. Participation rate equals # of HCC member organizations divided by the total # of organizations in MO.