

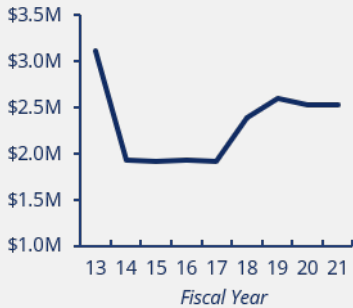


HOSPITAL PREPAREDNESS PROGRAM

NEVADA

HPP FUNDING

19% decrease in funding since FY 2013



HIGHLIGHTS

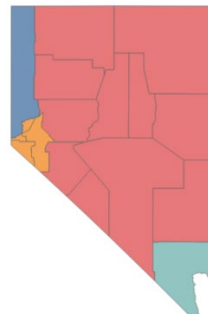
- Nevada (NV) uses HPP funding to build and maintain a strong emergency preparedness and response foundation for the state's 3.1 million residents.
- The Nevada Department of Public Health (NV DPH) enhanced preparedness and response efforts through the utilization of virtual platforms to distribute communications, facilitate trainings and exercises, and foster information sharing.
- NV health care coalitions (HCCs) elevated health care preparedness and response capacity across the state by increasing membership and establishing a sufficient meeting cadence.

SPOTLIGHT ON RESPONSE

In early 2021, NV HCCs operated a temporary monoclonal antibody (mAb) clinic in Las Vegas. During that time, health care providers delivered treatment to 363 patients. Beyond these efforts, other health care entities across the state, including rural NV hospitals and emergency medical services, began distribution of mAb treatment. In Elko, NV, local emergency medical technicians are now assisting with infusions. By delivering mAb treatments proven to decrease hospitalization in patients, these clinics alleviated the strain on overwhelmed hospitals in multiple ways.

COVID-19 RESPONSE

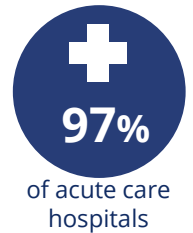
- NV HCCs were versatile in supporting the high operational tempo response by filling critical roles within the response Incident Command System structure and working with health care organizations and community partners to schedule, coordinate, and support COVID-19 response efforts.
- NV HCCs conducted biweekly or weekly calls and exchanged emails daily to three times per week to ensure steady, effective communication with coalition partners.
- NV HCCs built personal protective equipment caches to allow their member organizations to share much-needed supplies.



4

Health Care Coalitions

HCC CORE MEMBER PARTICIPATION



FY20 end-of-year data and HCC count as of 6/30/2021. Participation rate equals # of HCC member organizations divided by the total # of organizations in NV.