



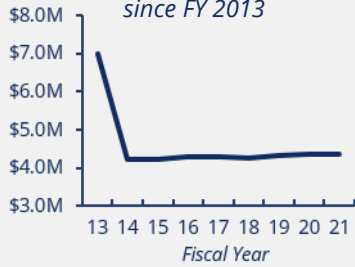
Office of the Assistant Secretary for
Preparedness & Response

**HOSPITAL
PREPAREDNESS
PROGRAM**

WASHINGTON

HPP FUNDING

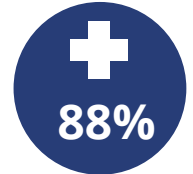
38% decrease in funding
since FY 2013



HPP HIGHLIGHTS

- Washington (WA) uses HPP funding to build and maintain a strong emergency preparedness and response foundation for the state's nearly 7.7 million residents.
- WA emergency medical services conducted several virtual simulations to investigate the process of operationalizing crisis standards of care (CSC) through the development of a Statewide Patient Movement Plan.

**HCC CORE
MEMBER
PARTICIPATION**



of acute care hospitals



of emergency medical services



of public health agencies



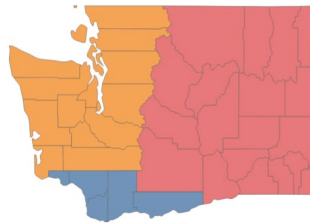
of emergency management agencies

HPP SPOTLIGHT ON RESPONSE

WA created an online information-sharing platform known as WA HEALTH. This platform provides health care partners with data, such as the number of COVID-19 patients hospitalized, intensive care unit availability, acute care bed availability, and information on critical staffing and supply levels. The information is also used to assist the Washington Medical Coordination Center (WMCC) in advising patient transfers and medical providers across the state.

COVID-19 RESPONSE

- During the COVID-19 response, WA formed the WMCC, which has allowed state hospitals to further coordinate patient transfers, load leveling, and information sharing.
- The WMCC has served critical access hospitals and acute care hospitals in identifying specialty care needs and linking facilities with appropriate medical providers and available beds.
- The WA Department of Health and its health care coalitions engaged in weekly meetings with Region 10 health care partners to strengthen and improve medical surge planning, operational coordination, and CSC development.



County Corresponds to Oregon HCC

2

Health Care Coalitions

OTHER ASPR HEALTH CARE READINESS PROGRAMS & ACTIVITIES

1

Regional Ebola and Other Special Pathogen Treatment Center

2

Special Pathogen Treatment Centers

FY20 end-of-year data, HCC count, and map as of 6/30/2021. Participation rate equals # of HCC member organizations divided by the total # of organizations in WA.