



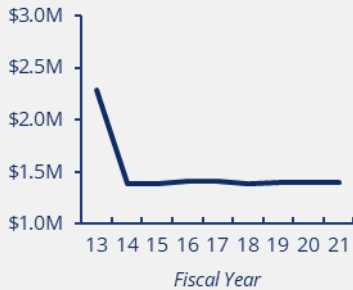
Office of the Assistant Secretary for
Preparedness & Response

**HOSPITAL
PREPAREDNESS
PROGRAM**

WEST VIRGINIA

HPP FUNDING

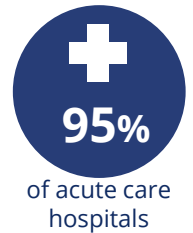
39% decrease in funding
since FY 2013



HIGHLIGHTS

- West Virginia (WV) uses HPP funding to build and expand its preparedness and response network to support its 1.8 million residents.
- WV health care coalitions (HCCs) drafted lessons learned and promising practices from the COVID-19 response for an updated emergency preparedness and response plan.
- WV HCCs increased information sharing by facilitating provision of hospital data to the U.S. Department of Health and Human Services, WV's pandemic leadership, HCC partners, and the public.

**HCC CORE
MEMBER
PARTICIPATION**

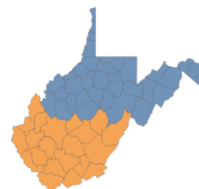


SPOTLIGHT ON PREPAREDNESS

Many WV hospitals, including Charleston Area Medical Center Health System facilities, Berkeley Medical Center, and Jefferson Medical Center in the Eastern Panhandle, reported operating under crisis status for an extended period. During this time, the WV National Guard received training and deployed to hospitals and other health care facilities to help address staffing shortages. The National Guard conducted COVID-19 testing, managed patient observation in Emergency Departments, moved patients, and much more.

COVID 19 RESPONSE

- WVDHHR expanded the statewide Emergency Preparedness Resource Inventory (EPRI) database to include regional cache inventory, tracking, ordering, and approvals.
- WVDHHR and HCCs increased options for virtual communications to achieve information sharing and deliver demonstrations.
- WVDHHR established a COVID-19-specific website to share information with the public and providers.
- The Healthcare Education Foundation (HEF) of West Virginia has developed a central training portal on the [WVHA website](#) to provide links to training for HCC member agencies amid COVID-19.



2

Health Care Coalitions

**OTHER ASPR HEALTH CARE
READINESS PROGRAMS AND
ACTIVITIES**

1

Special Pathogen Treatment Center

FY20 end-of-year data and HCC count as of 6/30/2021. Participation rate equals # of HCC member organizations divided by the total # of organizations in WV.